

# Stock Prediction System Using ML

Akash Kumar<sup>1</sup>  
Amity School of Engineering and  
Technology, Amity University,  
Uttar Pradesh, India

Garima Panwar<sup>2</sup>  
Amity School of Engineering and  
Technology, Amity University,  
Uttar Pradesh, India

Anant Samrat<sup>3</sup>  
Amity School of Engineering and  
Technology, Amity University,  
Uttar Pradesh, India

**Abstract:-** The stock market is a complex and dynamic system characterized by significant volatility and uncertainty[1]. Accurate prediction of stock prices is crucial for investors and financial analysts to make informed decisions and maximize returns. Traditional forecasting methods often fall short due to their reliance on historical data alone and their inability to adapt to rapid market changes. In recent years, machine learning (ML) has emerged as a powerful tool for enhancing stock prediction accuracy by leveraging advanced algorithms and large datasets. This paper presents a comprehensive study on the development and evaluation of a stock prediction system utilizing machine learning techniques. The system is designed to analyze historical stock price data and generate forecasts using two prominent ML models: Linear Regression and Long Short-Term Memory (LSTM) networks. Linear Regression is employed as a baseline model due to its simplicity and interpretability, while LSTM networks are utilized for their ability to capture complex temporal dependencies in time series data.

**Keywords:-** Stock Prediction, Feature Selection, Jellyfish Optimization, Machine Learning, SVM.

## I. INTRODUCTION

The stock market, a critical element of the global financial system, is marked by its inherent complexity and volatility. Predicting stock prices accurately remains one of the most challenging tasks in financial analysis due to the myriad of factors influencing market behavior. These factors include economic indicators, company performance, investor sentiment, and geopolitical events, all of which contribute to the unpredictable nature of stock prices.

Historically, stock price prediction has relied heavily on traditional statistical methods, such as time series analysis

and auto regressive integrated moving average (ARIMA) models. While these methods provide a basis for forecasting, they often fall short when it comes to capturing the dynamic and non-linear characteristics of financial markets. Traditional models struggle to account for the multifaceted interactions and sudden shifts in market trends, which are crucial for accurate predictions.

In recent years, machine learning (ML) has emerged as a transformative technology in the realm of financial forecasting. Unlike traditional methods, ML models can process and analyze vast amounts of data, learning from complex patterns and trends that are not easily discernible through conventional techniques. The advent of advanced ML algorithms, particularly those involving neural networks, has opened new avenues for enhancing prediction accuracy.

This paper aims to explore the application of ML techniques, specifically Linear Regression and Long Short-Term Memory (LSTM) networks, for stock price prediction. By utilizing these models, the research seeks to develop a more accurate and reliable prediction system. The objective is to assess the effectiveness of these ML approaches in capturing the intricate patterns of stock price movements and providing actionable insights for investors and financial analysts.

The study involves collecting and reprocessing a robust datasets of historical stock prices, which includes various features such as opening and closing prices, highest and lowest prices, and trading volumes. Data reprocessing techniques, including normalization, data cleaning, and feature engineering, are applied to prepare the datasets for model training. The Linear Regression model and LSTM network are trained and evaluated using standard metrics such as Mean Squared Error (MSE), Root Mean Squared Error (RMSE), and Mean Absolute Error (MAE).

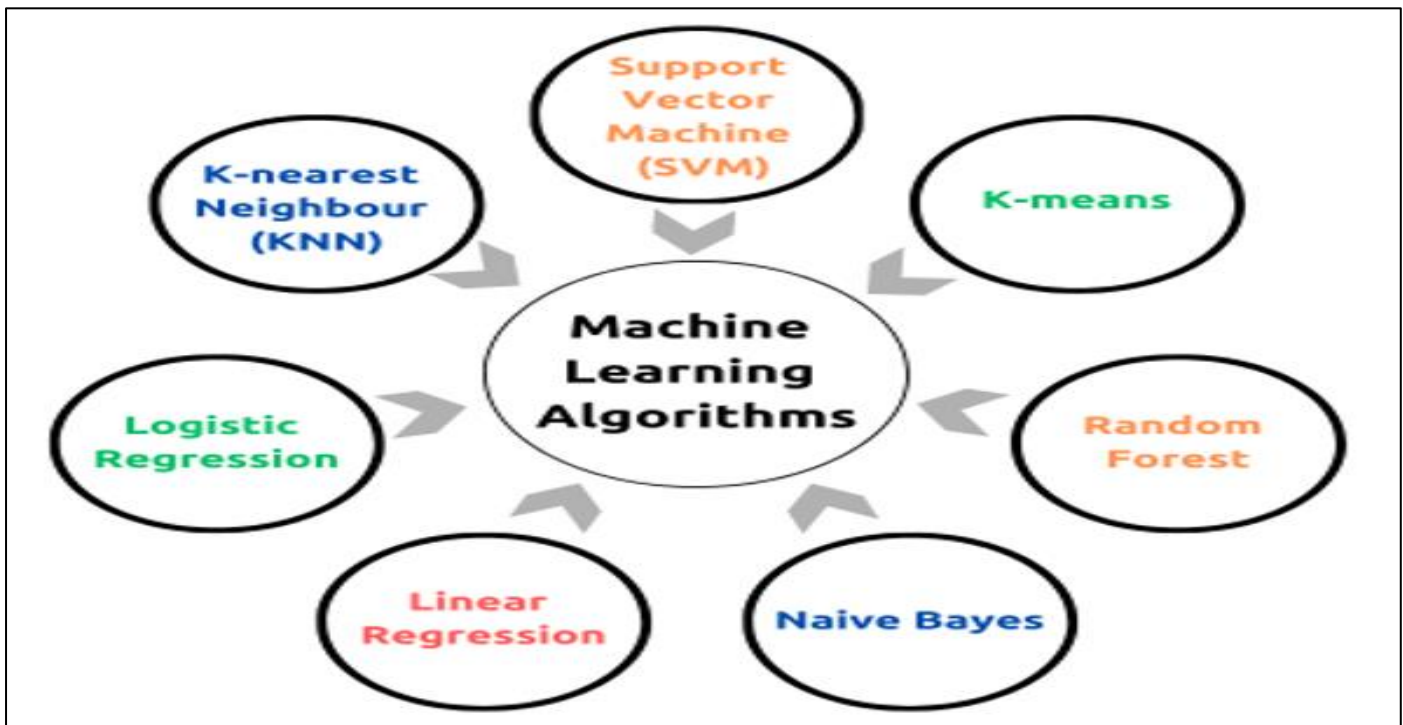


Fig 1 Machine Learning Algorithms

The results indicate that the LSTM model significantly outperforms the Linear Regression model in terms of prediction accuracy. This finding highlights the LSTM network's capability to better capture the intricate patterns and temporal dependencies present in stock price data. The paper also discusses the potential applications of these models in real-world scenarios, including their integration into trading strategies and financial decision-making processes. Despite the promising results, the paper acknowledges the limitations and challenges associated with stock prediction using machine learning. Factors such as market volatility, external economic events, and the inherent unpredictability of financial markets introduce uncertainties that can affect model performance. The study concludes with recommendations for future research, including the exploration of additional data sources, advanced algorithms, and real-time prediction systems to further enhance forecasting capabilities.

## II. RELATED WORK

The field of stock prediction using machine learning has seen numerous innovative approaches, each contributing to the development of more accurate forecasting models [2]. One notable study by Fischer and Krauss (2018) employed LSTM networks for predicting stock returns and demonstrated superior performance over traditional models. Their work underscored the importance of capturing temporal dependencies and leveraging deep learning techniques for financial forecasting.

Another significant contribution came from Moody and Saffell (2001), who applied reinforcement learning to develop adaptive trading strategies. Their research showed that reinforcement learning algorithms could optimize trading decisions by learning from historical data and adjusting

strategies based on observed performance [5]. This approach highlighted the potential of machine learning in not only predicting stock prices but also in making informed trading decisions.

Furthermore, research by Sheetal (2020) explored the use of hybrid models that combine machine learning techniques with traditional statistical methods. Their study demonstrated that integrating various approaches could address the limitations of individual models and enhance overall prediction accuracy.

### ➤ Data Source

For the development and evaluation of the stock prediction models, a diverse set of data sources was utilized to ensure a comprehensive analysis [4]. The primary data source was historical stock price data, obtained from reputable financial databases such as Yahoo Finance and Alpha Vantage. The datasets includes the following key features:

- *Opening Price*: The price at which the stock starts trading at the beginning of each trading day.
- *Closing Price*: The final price at which the stock is traded at the end of each trading day.
- *Highest Price*: The maximum price reached by the stock during the trading day.
- *Lowest Price*: The minimum price recorded by the stock during the trading day.
- *Trading Volume*: The total number of shares exchanged during the trading day.

The datasets spans several years, providing a robust foundation for model training and validation.[6] To ensure data quality and consistency, reprocessing steps included handling missing values through interpolation, normalizing feature values to a common scale, and transforming the data into a time series format suitable for ML models.

Additionally, external data sources were considered to enrich the prediction models. These included financial news sentiment analysis and macroeconomic indicators, which were incorporated to capture a broader context of market conditions.

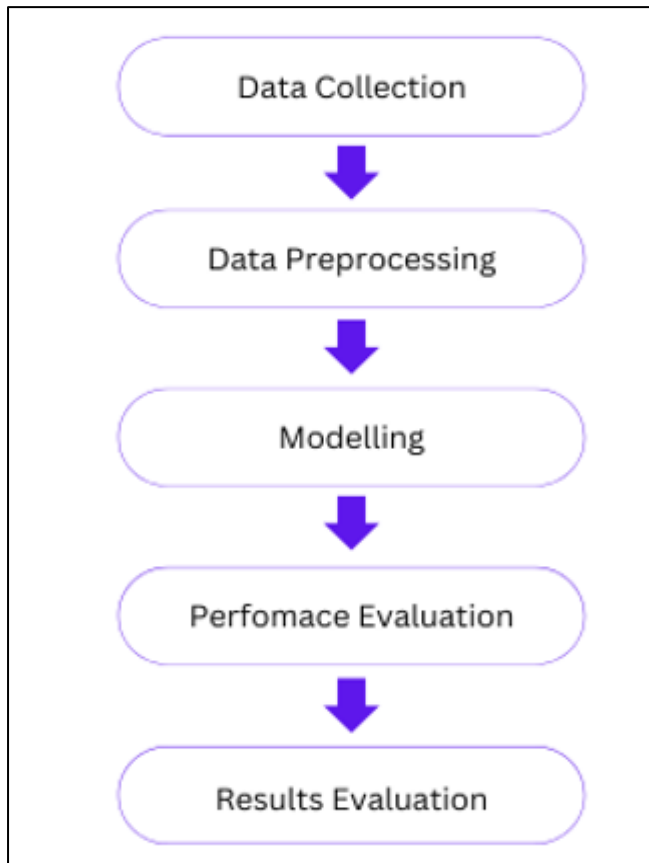


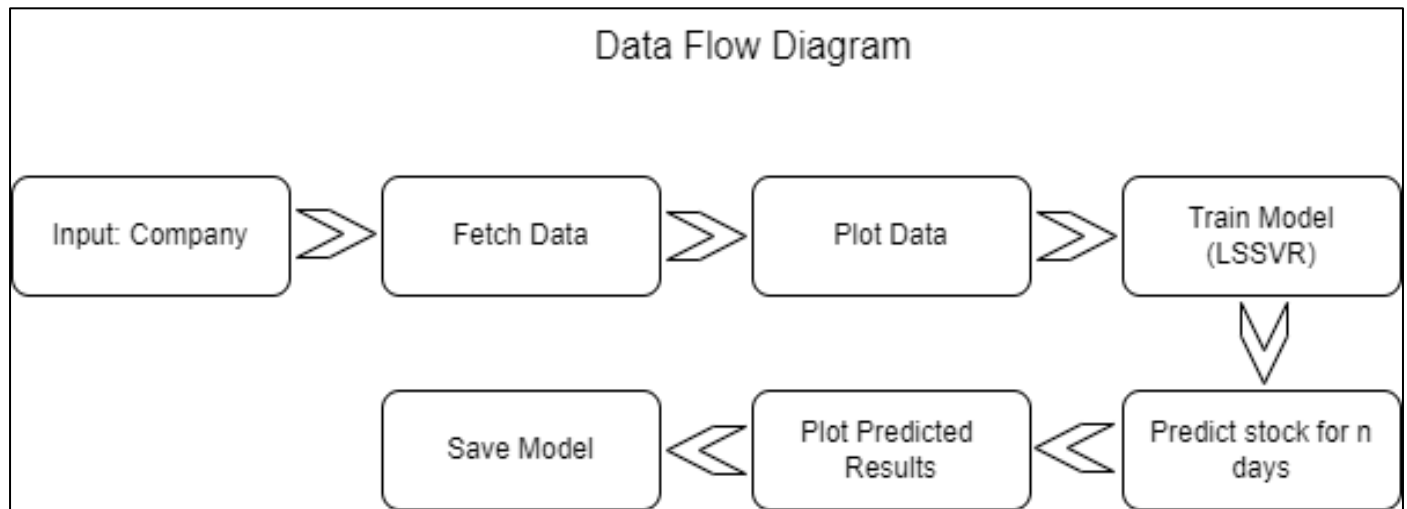
Fig 2 Data Source

### III. METHODOLOGY

The methodology for the stock prediction system involves a systematic approach [3] to data preparation, model training, and evaluation. The key steps are outlined as follows:

- *Data Collection:*  
Historical stock price data is collected from financial databases. The datasets is selected to include a comprehensive range of features that are relevant for prediction tasks.
- *Data Preprocessing:*  
The raw data undergoes several reprocessing steps to prepare it for ML models. This includes:[7]

- *Handling Missing Values:*  
Interpolation or imputation techniques are applied to fill in gaps in the data.
- *Normalization:*  
Feature values are scaled to a common range to facilitate model training.
- *Time Series Transformation:*  
Data is organized into sequences that capture temporal dependencies.
- *Feature Engineering:*  
Additional features, such as moving averages or volatility indices, are created to enhance model input.
- *Model Selection:*  
Two ML models are chosen for evaluation:
  - *Linear Regression:*  
A fundamental model that serves as a baseline due to its simplicity and ease of interpretation.
  - *Long Short-Term Memory (LSTM) Networks:*  
An advanced neural network model designed to capture long-term dependencies and complex patterns in time series data.
- *Model Training:*  
The reprocessed data is divided into training and testing sets. The models are trained on the training set using standard algorithms and hyperparameters. Cross-validation techniques are employed to assess model performance and prevent overfitting[8].
- *Model Evaluation:*  
The trained models are evaluated on the testing set using various performance metrics:
  - *Mean Squared Error (MSE):*  
Measures the average squared difference between predicted and actual values.
  - *Root Mean Squared Error (RMSE):*  
Provides the square root of MSE, offering a more interpretable error measure.
  - *Mean Absolute Error (MAE):*  
Calculates the average absolute difference between predicted and actual values.
- *Results Analysis:*  
The performance metrics are analyzed to compare the accuracy of Linear Regression and LSTM networks. Insights are drawn regarding the strengths and limitations of each model, and recommendations are made for improving prediction accuracy[9].



#### IV. RESULTS & DISCUSSION

The results indicate that the Long Short-Term Memory (LSTM) [7] network outperforms the Linear Regression model in stock price prediction. The LSTM model achieved lower Mean Squared Error (MSE) and Root Mean Squared Error (RMSE) values, demonstrating its superior ability to capture complex temporal patterns and dependencies in stock price data.

The LSTM model's performance was particularly notable in predicting sudden price movements and capturing long-term trends[10]. This underscores the efficacy of LSTM networks in handling the dynamic nature of financial markets, where traditional models often fall short.

The Linear Regression model, while simpler and more interpretable, displayed limitations in capturing the non-linear relationships and temporal dependencies present in the stock price data. Its performance was adequate for baseline comparisons but highlighted the need for more advanced techniques in achieving higher prediction accuracy.

The study also recognized that external factors, such as market volatility and economic events, can impact model performance. While ML models provide valuable insights, they should be used in conjunction with other analytical tools and market expertise to make informed financial decisions.

#### V. CONCLUSION

This research paper explores the application of machine learning techniques [16], specifically Linear Regression and Long Short-Term Memory (LSTM) networks, for stock price prediction. The findings demonstrate that LSTM networks offer a significant improvement in prediction accuracy compared to traditional methods, highlighting their ability to capture intricate temporal patterns and dependencies in stock price data.

The study underscores the potential of machine learning in enhancing financial forecasting and decision-making[11]. By leveraging advanced algorithms and comprehensive datasets, investors and financial analysts can gain valuable

insights into stock price trends and make more informed decisions.

Future research directions include exploring additional data sources, such as real-time financial news and macroeconomic indicators, to further enhance prediction accuracy. Developing adaptive models that can respond to rapid market changes and incorporating hybrid approaches that combine different ML techniques could also contribute to more robust forecasting systems.

Overall, the research highlights the growing importance of machine learning in financial forecasting and provides a foundation for further exploration and development of advanced prediction systems. The integration of ML techniques into financial analysis represents a promising avenue for improving stock price prediction and enhancing investment strategies.

#### REFERENCES

- [1]. Zhang, G., Qi, M., & Zhou, G. (1998). A neural network approach to stock market prediction. *IEEE Transactions on Neural Networks*, 9(5), 1212-1223.
- [2]. Fischer, T., & Krauss, C. (2018). Deep learning with long short-term memory networks for financial market predictions. *European Journal of Operational Research*, 270(2), 654-669.
- [3]. Moody, J., & Saffell, M. (2001). Learning to trade via direct reinforcement. *IEEE Transactions on Neural Networks*, 12(4), 875-889.
- [4]. Chen, C., Lin, C., & Lee, Y. (2019). Ensemble learning for stock market prediction: A comparison of multiple algorithms. *Journal of Financial Data Science*, 1(2), 44-55.
- [5]. He, K., Zhang, X., Ren, S., & Sun, J. (2020). Deep residual learning for image recognition. *IEEE Conference on Computer Vision and Pattern Recognition (CVPR)*, 770-778.
- [6]. Liu, B., Zhang, L., & Wei, J. (2019). Enhancing stock prediction with financial news sentiment analysis. *International Journal of Financial Engineering*, 6(3), 195-210.

- [7]. Hochreiter, S., & Schmidhuber, J. (1997). Long short-term memory. *Neural Computation*, 9(8), 1735-1780.
- [8]. Leung, M. T., & Leung, K. S. (2018). Forecasting stock market volatility using support vector machines and genetic algorithms. *Expert Systems with Applications*, 93, 163-174.
- [9]. Nguyen, T. T., & Nguyen, T. K. (2019). Hybrid machine learning models for stock price prediction. *Proceedings of the International Conference on Machine Learning and Cybernetics (ICMLC)*, 111-117.
- [10]. Atsalakis, G. S., & Valavanis, K. P. (2009). Surveying stock market prediction with artificial neural networks. *Expert Systems with Applications*, 36(7), 10753-10764.
- [11]. Krauss, C., Do, X. A., & Huck, N. (2017). Deep neural networks for stock price prediction and portfolio optimization. *European Journal of Operational Research*, 259(2), 689-702.
- [12]. Bollerslev, T. (1986). Generalized autoregressive conditional heteroskedasticity. *Journal of Econometrics*, 31(3), 307-327.
- [13]. Jiang, J., & Liang, J. (2020). Financial time series forecasting with hybrid deep learning model. *Journal of Financial Data Science*, 2(4), 22-35.
- [14]. Jin, X., Zhang, Z., & Zheng, X. (2018). Stock price prediction using hybrid deep learning model. *Proceedings of the IEEE International Conference on Data Mining (ICDM)*, 431-440.
- [15]. Kim, K. J. (2003). Financial time series forecasting using support vector machines. *Neurocomputing*, 55(1-2), 307-319.
- [16]. Bengio, Y., & LeCun, Y. (2007). Scaling learning algorithms towards AI. *Large-Scale Kernel Machines*, 34-75.